

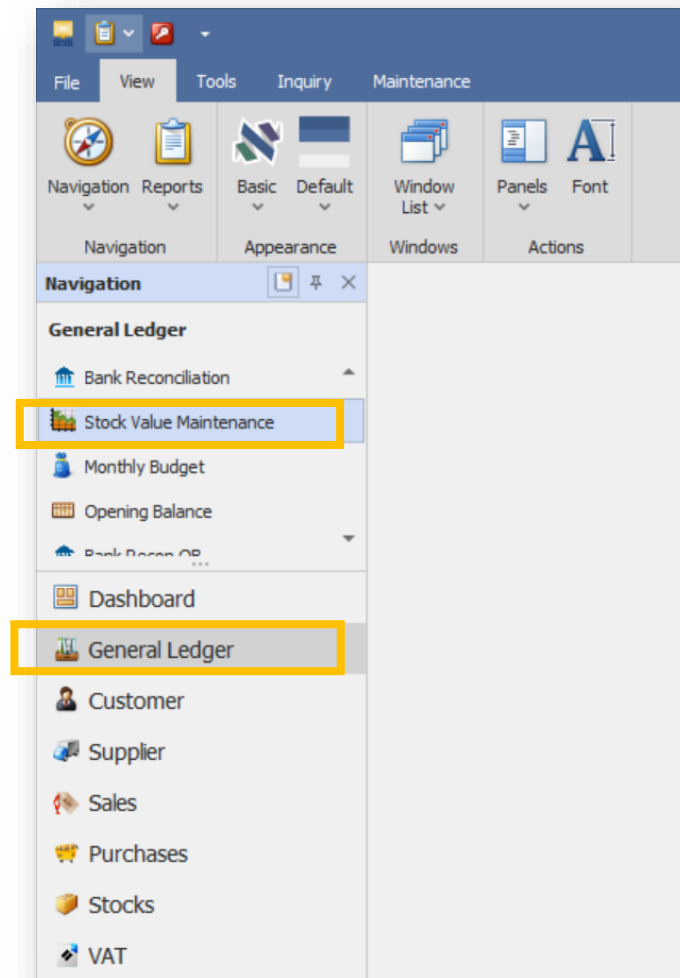


Stock Value Maintenance

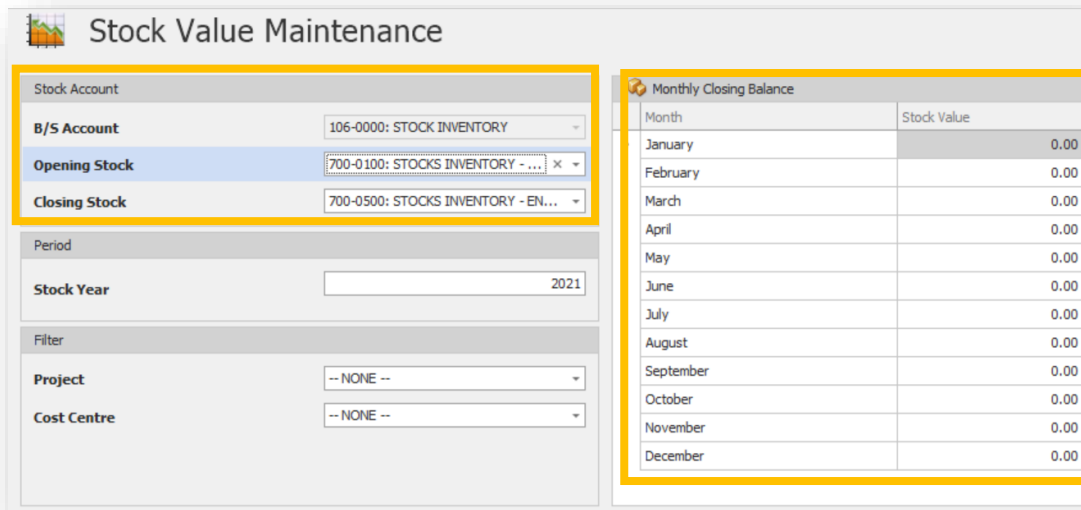
In a Periodic Inventory System which the QNE Optimum follows, value of **Closing Stock** or the value of the goods that remain unsold at the end of a certain period (which in most cases – end of the month) has to be defined in **Stock Value Maintenance**.

This is to track the Cost of goods for Profit and Loss Report, and will be eventually the value of Opening Stock for the following Month.

To perform in the system, go to QNE Navigation Pane, General Ledger > Stock Value Maintenance.

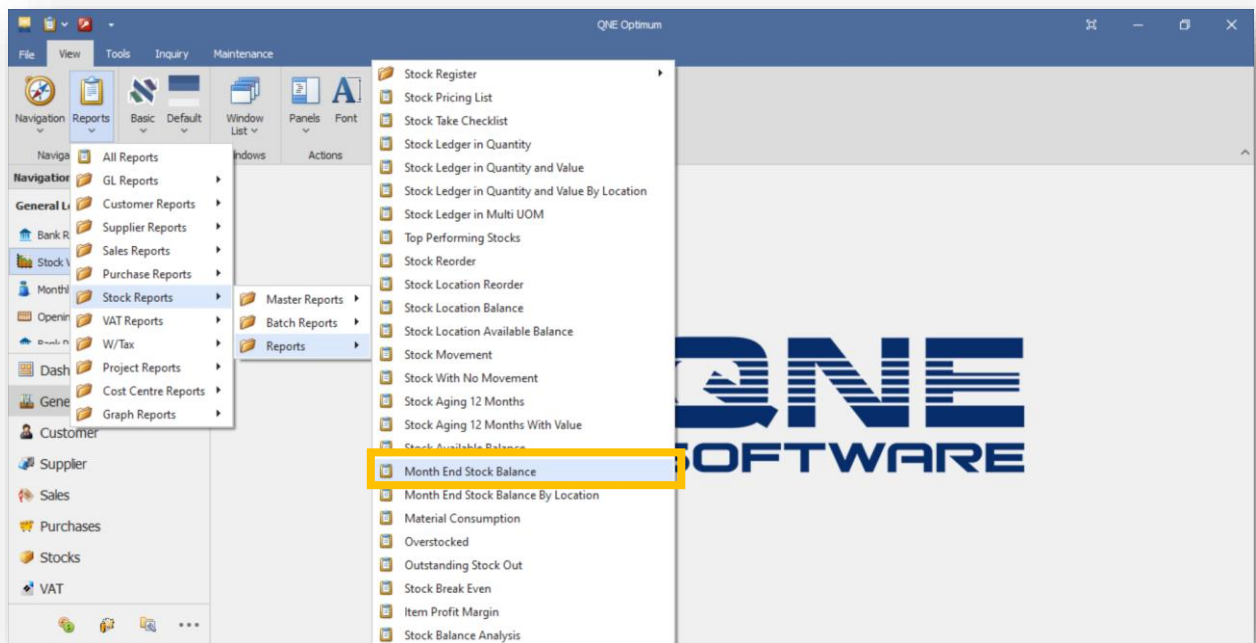


Provided that Stock Account (maintained as Asset), Opening Stock and Closing Stock (maintained under COGS) were already paired, Closing Balance per month may be inputted in the portion provided:

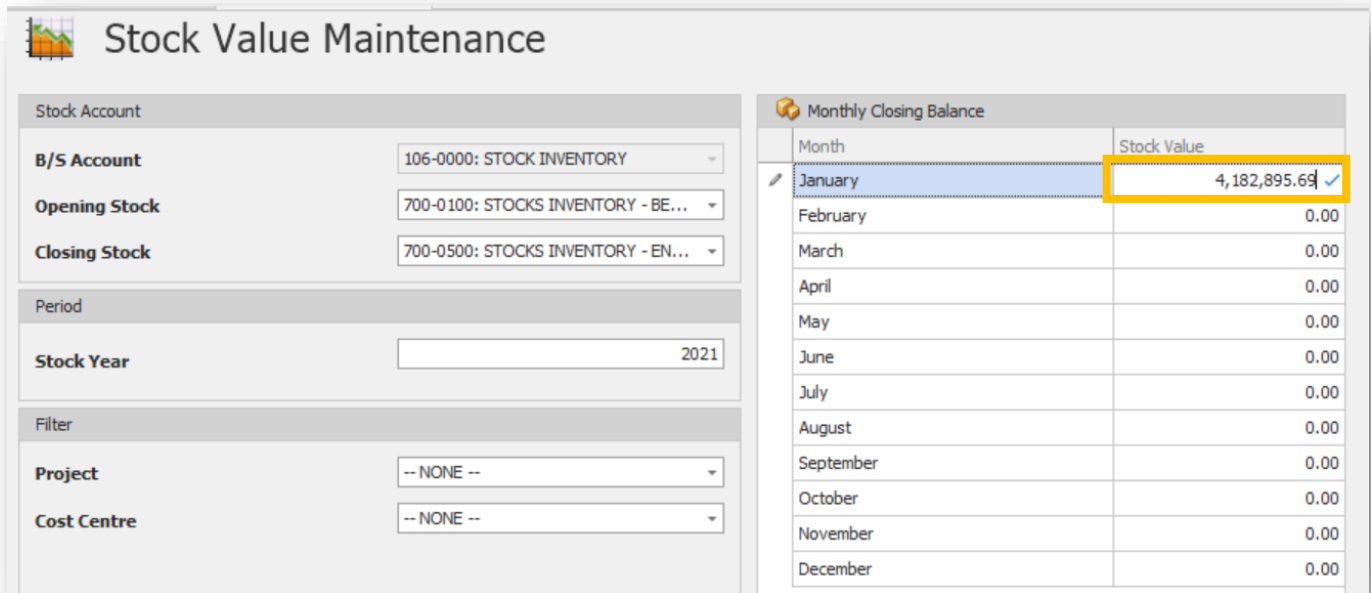


Month	Stock Value
January	0.00
February	0.00
March	0.00
April	0.00
May	0.00
June	0.00
July	0.00
August	0.00
September	0.00
October	0.00
November	0.00
December	0.00

For Optimum Packages inclusive of Stock Module, values for each month can be referred from **Month End Stock Balance Report** wherein the report will already calculate the stock value based on the set Inventory Costing Method (*Fixed Cost, Weighted Average, Last Purchase Price, First In First Out*).



The generated Stock Value from this report can either be entered manually in **Stock Value Maintenance** Form:



Stock Value Maintenance

Stock Account

B/S Account 106-0000: STOCK INVENTORY

Opening Stock 700-0100: STOCKS INVENTORY - BE...

Closing Stock 700-0500: STOCKS INVENTORY - EN...

Period

Stock Year 2021

Filter

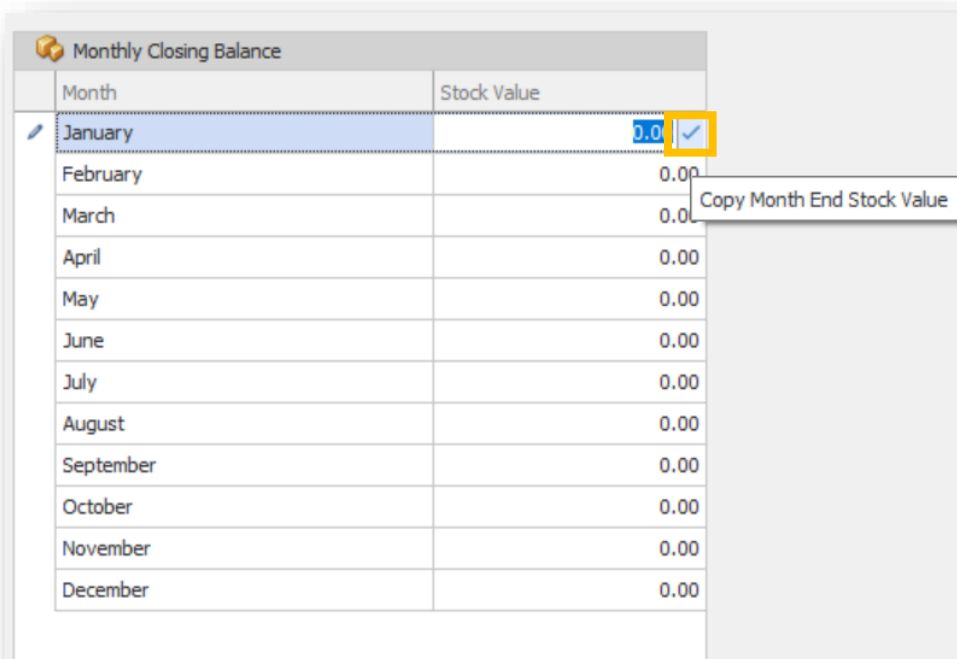
Project -- NONE --

Cost Centre -- NONE --

Monthly Closing Balance

Month	Stock Value
January	4,182,895.69 ✓
February	0.00
March	0.00
April	0.00
May	0.00
June	0.00
July	0.00
August	0.00
September	0.00
October	0.00
November	0.00
December	0.00

Or it, can also be set automatically by clicking the small *check* button to Copy Month End Stock Value from the reference *Month End Stock Balance* Report:

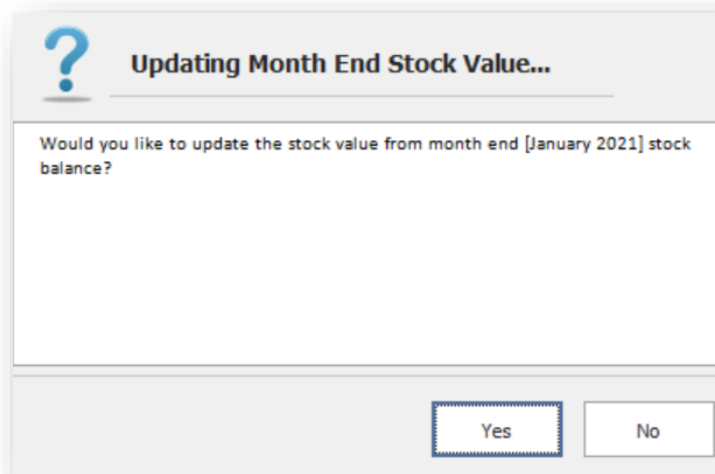


Monthly Closing Balance

Month	Stock Value
January	0.00 ✓
February	0.00
March	0.00
April	0.00
May	0.00
June	0.00
July	0.00
August	0.00
September	0.00
October	0.00
November	0.00
December	0.00

Copy Month End Stock Value

Once this button has been clicked, the system will prompt below:

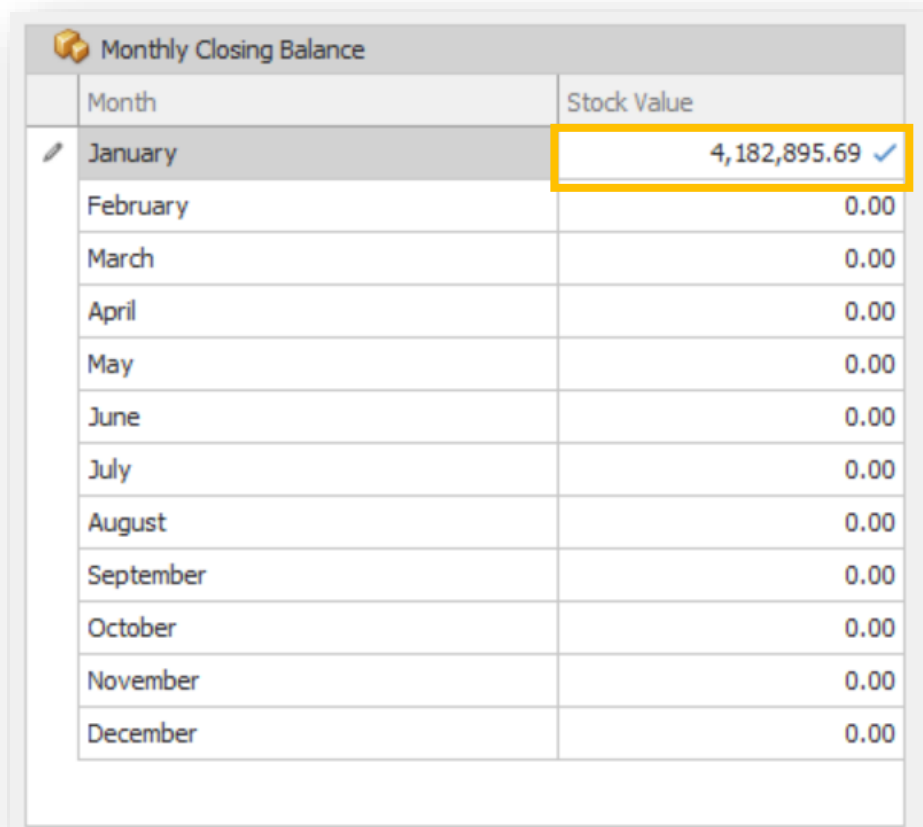


Updating Month End Stock Value...

Would you like to update the stock value from month end [January 2021] stock balance?

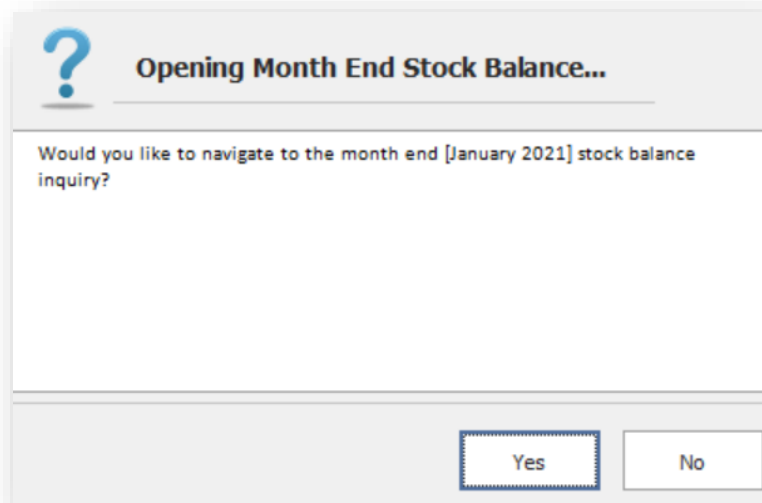
Yes No

And if clicked YES, it will supply automatically the value generated from the report.



Monthly Closing Balance	
Month	Stock Value
January	4,182,895.69 ✓
February	0.00
March	0.00
April	0.00
May	0.00
June	0.00
July	0.00
August	0.00
September	0.00
October	0.00
November	0.00
December	0.00

The system will also ask below if the user would still want to open the reference Month End Stock Balance report.



Month End Stock Balance						
Options Inquiry						
CODE	NAME	UOM	BALANCE	U.COST	AMOUNT	
AMD-XP/1800	AMD XP 1800	UNITS	-771			
ASUS-EX	ASUS TECH EX MOTHERBOARD	UNITS	203	1,388.40	281,844.60	
ASUS-MB	ASUS TECH MB MOTHERBOARD	UNITS	1	2,300.00	2,300.00	
AZ56K-EXT	AZTECH 56K EXTERNAL MODEM	UNITS	39	952.70	37,155.30	
AZ56K-INT	AZTECH 56K INTERNAL MODEM	UNITS	4	505.80	2,023.21	
CANON210SP	CANON BJC-210 SP	UNITS	46	15,375.08	707,253.65	
CANON4310SP	CANON BJC-4310 SP	UNITS	-25			
IMTCDROM	IMATION 52X CD ROM	UNIT	27	1,945.46	52,527.50	
INTEL-CEL-1G	INTEL CELERON 1GHZ	UNIS	1	2,678.57	2,678.57	
INTEL-EX	INTEL EX MOTHERBOARD	UNITS	64	2,586.47	165,534.09	
M20G-100	MAXTOR 20GB 10000 HARD DISK	UNITS	102	2,066.50	210,782.77	
M20G-54	MAXTOR 20GB 5400 HARD DISK	UNITS	200	1,107.85	221,570.01	
					4,182,895.69	



For further concerns regarding this matter, please contact support to assist you or create ticket thru this link <https://support.qne.com.ph>