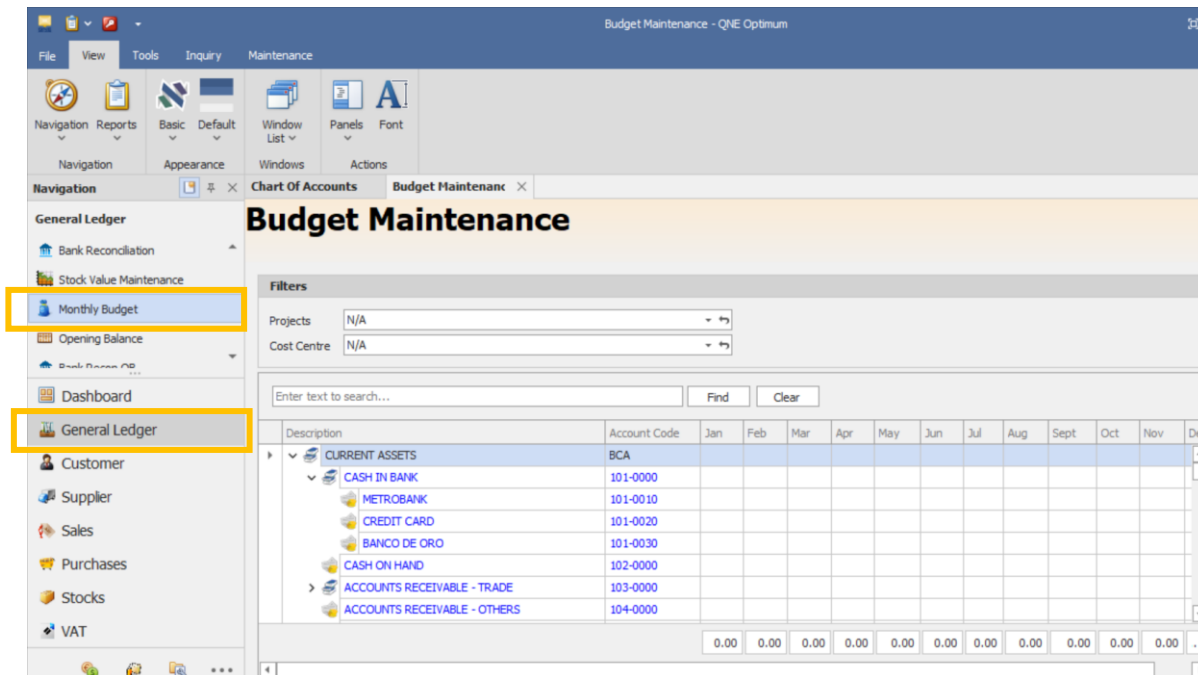




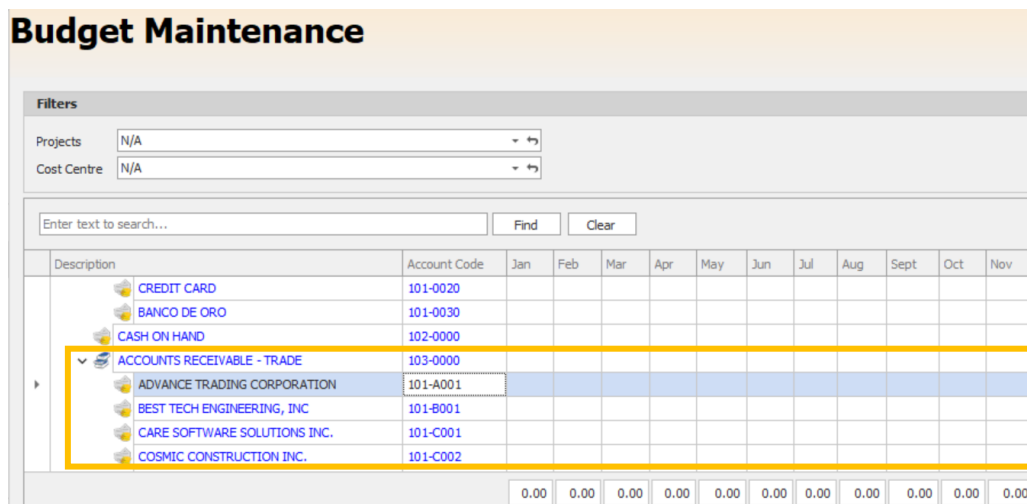
Customer Actual Sales and Budget

Using **Monthly Budget** Form, values may be set per month, per each maintained General Ledger Account under Chart of Accounts.



Description	Account Code	Jan	Feb	Mar	Apr	May	Jun	Jul	Aug	Sept	Oct	Nov	Dec
CURRENT ASSETS	BCA												
CASH IN BANK	101-0000												
METROBANK	101-0010												
CREDIT CARD	101-0020												
BANCO DE ORO	101-0030												
CASH ON HAND	102-0000												
ACCOUNTS RECEIVABLE - TRADE	103-0000												
ACCOUNTS RECEIVABLE - OTHERS	104-0000												
		0.00	0.00	0.00	0.00	0.00	0.00	0.00	0.00	0.00	0.00	0.00	0.00

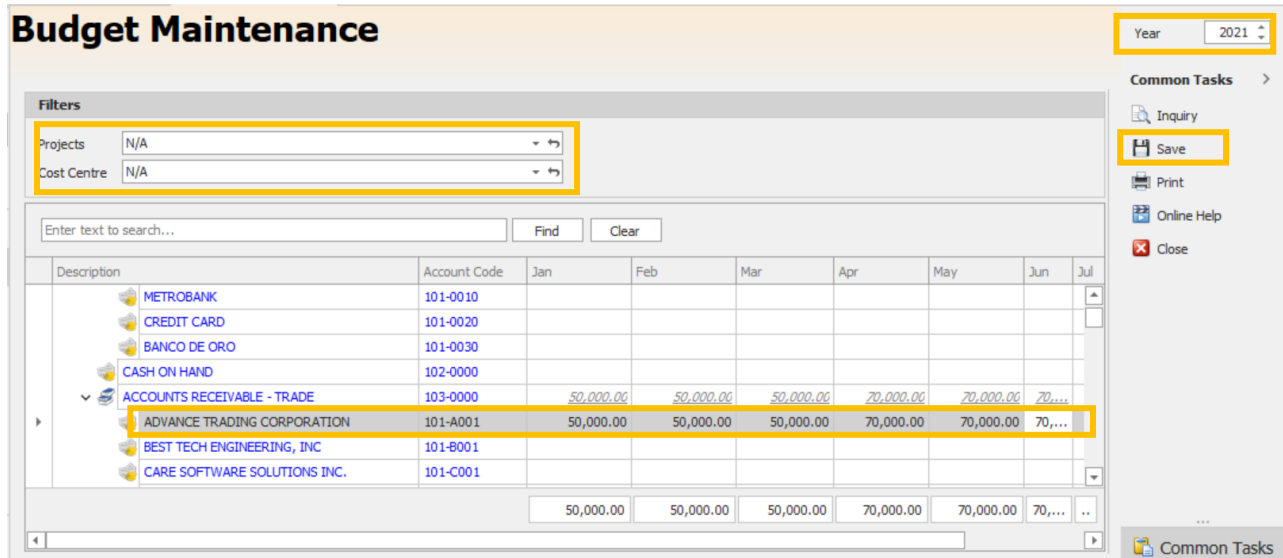
As for the Accounts Receivables Account, figures may also be set per subsidiary ledger or per Customer Account which can be relevant for generation of *Customer Actual Sales and Budget Report*.



Description	Account Code	Jan	Feb	Mar	Apr	May	Jun	Jul	Aug	Sept	Oct	Nov
CREDIT CARD	101-0020											
BANCO DE ORO	101-0030											
CASH ON HAND	102-0000											
ACCOUNTS RECEIVABLE - TRADE	103-0000											
ADVANCE TRADING CORPORATION	101-A001											
BEST TECH ENGINEERING, INC.	101-B001											
CARE SOFTWARE SOLUTIONS INC.	101-C001											
COSMIC CONSTRUCTION INC.	101-C002											
		0.00	0.00	0.00	0.00	0.00	0.00	0.00	0.00	0.00	0.00	0.00

To set budget (targets) per Customer Account, simply go to Navigation Pane, General Ledger > Monthly Budget, go through the Accounts Receivable Account, and select the specific Customer Account where to set the budget to, then input the values.

Make sure to set the correct working Year, or indicate if the budget (target) is being set for a specific *Project* or *Cost Centre* (for those Optimum Package that has these 2 Modules).



Budget Maintenance

Year: 2021

Filters: Projects: N/A, Cost Centre: N/A

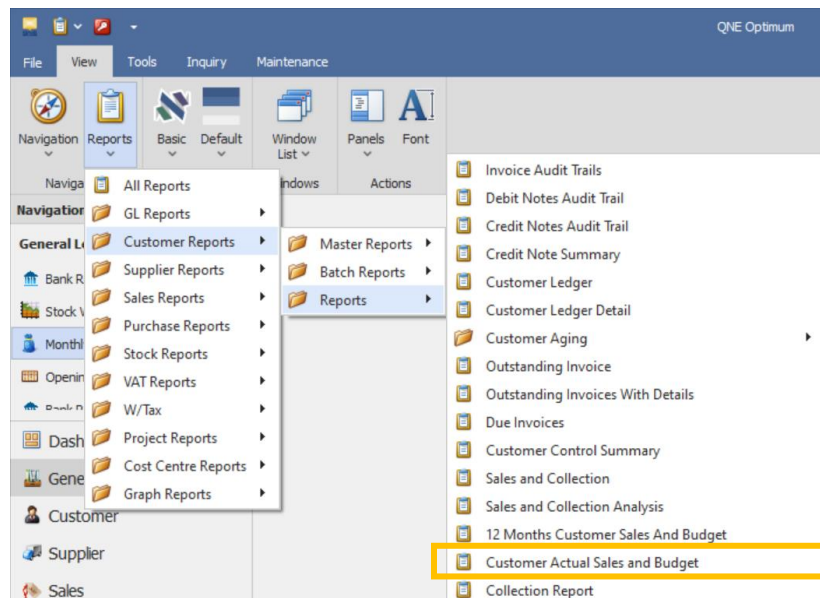
Enter text to search... Find Clear

Description	Account Code	Jan	Feb	Mar	Apr	May	Jun	Jul
METROBANK	101-0010							
CREDIT CARD	101-0020							
BANCO DE ORO	101-0030							
CASH ON HAND	102-0000							
ACCOUNTS RECEIVABLE - TRADE	103-0000	50,000.00	50,000.00	50,000.00	70,000.00	70,000.00	70,000.00	70,000.00
ADVANCE TRADING CORPORATION	101-A001	50,000.00	50,000.00	50,000.00	70,000.00	70,000.00	70,000.00	70,000.00
BEST TECH ENGINEERING, INC	101-B001							
CARE SOFTWARE SOLUTIONS INC.	101-C001							
		50,000.00	50,000.00	50,000.00	70,000.00	70,000.00	70,000.00	70,000.00

Common Tasks: Inquiry, Save, Print, Online Help, Close

Once done, click SAVE.

For the Actual versus Target Analysis report, Customer Actual Sales and Budget report can be generated as below:



The report will provide Monthly Comparison of Customer Actual Sales and Budget, computing for any variance or the Gain/Loss:

Customer Actual Sales and Budget

SAMPLE TRADING, INC. (001-222-333)

Page 1 of 1

Month: December CustomerFrom: 101-A001 DocType: CN, DN, ADJ, INV

Year: 2021 CustomerTo: 101-A001

Transaction	JAN	FEB	MAR	APR	MAY	JUN	JUL	AUG	SEP	OCT	NOV	DEC	TOTAL
101-A001 ADVANCE TRADING CORPORATION													
Sales	45,000.00	65,000.00	100,000.00	0.00	0.00	0.00	0.00	0.00	0.00	0.00	0.00	0.00	210,000.00
Budget	50,000.00	50,000.00	50,000.00	70,000.00	70,000.00	70,000.00	0.00	0.00	0.00	0.00	0.00	0.00	360,000.00
GAIN/LOSS	0.00	0.00	0.00	0.00	0.00	0.00	0.00	0.00	0.00	0.00	0.00	0.00	0.00
	-5,000.00	15,000.00	50,000.00	-70,000.00	-70,000.00	-70,000.00	0.00	0.00	0.00	0.00	0.00	0.00	-150,000.00
TOTAL SALES	45,000.00	65,000.00	100,000.00	0.00	0.00	0.00	0.00	0.00	0.00	0.00	0.00	0.00	210,000.00
TOTAL BUDGET	50,000.00	50,000.00	50,000.00	70,000.00	70,000.00	70,000.00	0.00	0.00	0.00	0.00	0.00	0.00	360,000.00
TOTAL GAIN/LOSS	0.00	0.00	0.00	0.00	0.00	0.00	0.00	0.00	0.00	0.00	0.00	0.00	0.00
VARIANCE	-5,000.00	15,000.00	50,000.00	-70,000.00	-70,000.00	-70,000.00	0.00	0.00	0.00	0.00	0.00	0.00	-150,000.00



For further concerns regarding this matter, please contact support to assist you or create ticket thru this link <https://support.qne.com.ph>